

WindShareFund
ANNUAL REPORT

WindShareFund I BV 2020



WindShareFund®



CONTENTS

PART 1 – MARKTPositionERING WINDSHAREFUND

1. Introduction	3
2. Sustainable Development Goals en WindShareFund	3
2.1 We can no longer think and act in silos	3
2.2 How is impact investing linked to the SDGs?	3
2.3 The urgency to change the way of thinking	3
2.4 Wind energy and impact investing	3
2.5 Climate Impact 2020	3
3. Market Development	4
3.1 Incentive legislation	4
3.2 Wind energy in Germany	4
3.3 No problems with the transition?	4
3.4 Large and growing support base for sustainable energy among Dutch people	5
3.5 From sustainable to impact investing	5
3.6 The environment of WindShareFund	6
3.7 Net and gross wind energy additions on land in Germany	6
3.8 Wind turbine manufacturers in Germany	6
4. Strategy	7
5. Business Model	7
6. Corporate Governance	7

PART 2 – ANNUAL REPORT

WindShareFund I BV 2020	8
--------------------------------	----------

1. INTRODUCTION

WindShareFund makes investing in high quality wind turbines simple and attractive and accelerates the energy transition to sustainable, green energy. Here you will find an explanation of the market positioning of WindShareFund as well as the annual report for 2020 of WindShareFund I BV. In line with the general availability of the annual reports for all participants and the internationalization of the company, the annual reports are drawn up in the English language.

2. SUSTAINABLE DEVELOPMENT GOALS AND WINDSHAREFUND

In September 2015, the United Nations established the Sustainable Development Goals (SDGs) for 2030. It concerns 17 ambitious goals in areas such as climate, poverty, healthcare and education. Realizing these SDGs by 2030 will require an annual investment of USD 5,000-7,000 billion. This is not possible without capital from institutional and private investors. These goals were created as a global call to action for positive change.

2.1 We can no longer think and act in silos

The Goals recognize that all social and environmental goals are interrelated and affect everyone in the international community. It's about what the whole world needs to do to make sure we have a habitable planet and reduce inequality. All goals are interrelated. Climate change is related to, for example, our food system, economic growth, access to clean energy and our soils. We can no longer think and trade in silos.

2.2 How is impact investing linked to the SDGs?

The SDGs includes goals such as reducing poverty, increasing gender equality, providing access to clean and affordable energy and creating more sustainable cities and communities. Each goal requires some form of financial investment. Impact investment plays a critical contributing role as it unlocks private capital to address societal issues. In order for impact investing to succeed, you have to look at investing through a lens and the investor asks, "What is my money doing for a cleaner planet or for equal opportunities for everyone?" And take action from there.

2.3 The urgency to change the way of thinking

The SDGs have the power to influence the financial industry to look through a different lens and explore the true value of investing and encourage investors to think differently.

The urgency to change how the financial industry views investing and how investors currently use their money is clear. We can see it in climate change, mass migration and the growing social inequality in the world. This is an urgency that applies directly to every country and everyone - in our homes, in our families, and in our communities.

2.4 Wind energy and impact investing

We see clear demand in the market, including retail investors, for SDG investment opportunities such as impact investing. For this reason, it is important that impact investing is widely accessible and that it is possible for every investor to invest in sustainable projects that actively contribute to the realization of the UN Sustainable Development Goals. That is why WindShareFund offers a widely accessible investment product through a fund that is used to purchase wind turbines. As mentioned, all SDGs are related, but the most direct impact of investing in wind energy is on SDG number 7 Affordable and clean Energy.

WindShareFund acknowledging the importance of the UN Sustainable Development Goals. We adopted 2 of the of the 17 UN Sustainable Development Goals (SDGs) as a blueprint to achieve a better and more sustainable future. We address global challenges such as Affordable and Clean Energy and Climate Action. We believe fighting climate change and improving access to sustainable energy are instrumental in achieving many of the Sustainable Development Goals.



2.5 Climate Impact 2020

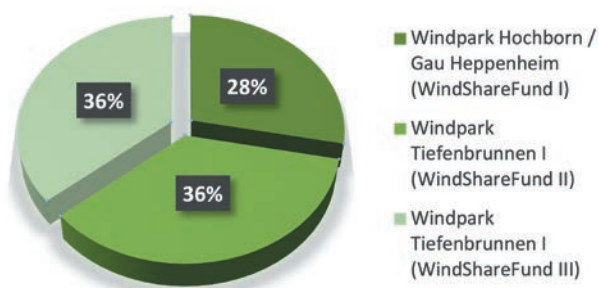
WindShareFund investments make a difference. The numbers below present our annual 2020 results in a context of positive social and environmental change.



- **CO₂ EMISSIONS AVOIDED:** The clean energy generated by our turbines in 2020, resulted in 16.184 tonnes of avoided CO₂ emissions.
- **TREES:** Only in 2020, we generated as much energy as 267.604 tree seedlings grown for 10 years.
- **PRODUCTION:** The total production realised by our turbines in 2020 is 22.836.585 kWh.

The impact of each fund

Each of our funds – WindShareFund I, WindShareFund II and WindShareFund III contribute to the energy transition.



3. MARKET DEVELOPMENT

3.1 Incentive legislation

WindShareFund invests exclusively in onshore wind turbines in Germany. German policymakers realized that incentives are needed to entice individuals, cooperatives and companies to invest in sustainable resources. A feed-in tariff for electricity was introduced in 1991 to encourage the use of environmentally friendly techniques such as wind energy, biomass, hydropower and geothermal energy. The “Stromeinspeisungsgesetz” was revised in 1999, in 2000 the “Erneuerbare-Energien-Gesetz” (EEG) was adopted.¹ The EEG is an incentive scheme that ensures that energy generated from renewable sources is “given priority” over energy from fossil sources. The scheme provides for an obligatory purchase of sustainably generated energy at a fixed price. This determination is issued for a period of 20 years. This gives investors more certainty, for example when investing in a wind turbine. With this legislation, the German government indirectly guarantees that the generated energy must be purchased for a fixed price.

As a result of the EEG, the share of renewable energy in net electricity consumption has risen considerably. For example, solar energy barely played a role when the law was passed; in 2015 it was 7.5 percent. Wind energy also received an enormous boost. More than 30 percent of Europe’s wind energy capacity is located in Germany

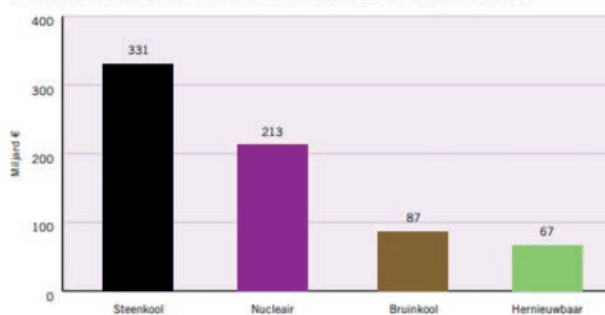
3.2 Wind energy in Germany

The business card of the Energiewende is the extensive wind farms, which have risen in recent years mainly in the northeast of Germany. Anyone who has ever driven on the A1 freeway to Berlin knows them. A mill of the latest generation, with blades up to 150 meters high, can power 2,000 to 3,500 households on its own. At the end of 2016, there were more than 27 thousand windmills in Germany, plus another thousand in the Baltic Sea and

the North Sea. Together they account for 13 percent of energy production.² And Germany is not sitting still, large economies are delivering big figures: 75% of the new wind capacity worldwide was installed in just five countries: China (15 GW), USA (6 GW), Germany (6 GW), United Kingdom (4 GW) and India (4 GW).³

But those windmills only run on subsidies, don't they? Admittedly, in the political game it was a cleverly found oneliner that stuck around for a long time. But in terms of content, nothing makes sense. The support in the form of subsidies for renewable energy in Germany falls far short of the support that has gone to coal and nuclear energy over the past forty years. Moreover, support for renewable energy is decreasing year after year. Technological developments mean that wind energy can be produced more and more cheaply. Whereas the costs of supporting ‘dirty energy sources’ are passed on to taxpayers and future generations, investment in renewable energy is direct and transparent.

TOTALE ENERGIESUBSIDIES PER ENERGIEBRON IN DUITSLAND (1972-2012)



Fossiele brandstoffen en kernenergie kregen veel meer subsidies dan hernieuwbare energie.

Source: 9 myths about the German Energiewende disproved, Bond Beter Leefmilieu, Greenpeace Belgium, WWF Belgium

3.3 No problems with the transition?

The German electricity network is one of the most reliable in Europe. While the share of renewable energy has increased tremendously in recent years, the number of power outages has been decreasing year after year. A stable network and renewable energy sources can therefore go hand in hand perfectly. This does not mean that there are no more challenges. For example, the simple fact that energy production from fossil fuels is easier to adapt to current demand than energy from renewable sources. The increasing market share of ‘electric’ in transport can lead to an overload of the energy network.

For this reason, the Energiewende will not only focus on further growth in the production of renewable energy in the coming years, but will also focus on new high-voltage lines, better coordination of the distribution networks and limiting

¹ 2004 - Law on renewable energy in the electricity sector

² De Volkskrant

³ IRENA, Renewable capacity highlights 2018



energy consumption by companies and citizens. Stronger European integration is also important: the interconnection between the various European countries must be expanded so that, in the event of temporary overcapacity in one country, energy can be supplied to another country that is not generating enough sustainable energy at that time.

The Energiewende teaches us that challenges are there to be met and that it is possible to make the energy supply more sustainable on a large scale.

3.4 Large and growing support base for sustainable energy among Dutch people

The CBS report 'Milieu en duurzame energie. Opvattingen en gedrag' describes the attitude towards the environment and sustainable energy of the Dutch population of 18 years and older in 2017. This report shows a large and growing support among the Dutch population for the energy transition:

- No less than 90 percent of the adult population indicates that they generally consider the environment important or very important.
- More than three quarters of the population says they see the need for sustainable energy, 11 percent do not, 12 percent are neutral.
- 89 percent say that renewable energy contributes to a better environment, 8 percent are neutral about this, 4 percent disagree with the statement.
- 84 percent believe that the government should stimulate sustainable energy with subsidies, 6 percent do not share this view, and 10 percent are neutral.

A majority of the population is aware that climate and energy consumption are problems. The Eurobarometer of 2017 shows that 70 percent of the Dutch population experiences climate change as one of the four most important problems. There has also been a strong increase in environmental awareness in the period 2012-2017 (CBS, 14 September 2018). In 2012, 40 percent still felt that air, soil and water were heavily polluted; in 2017 this increased to 55 percent. In 2012, 59 percent still believed that a lot of damage had been done to nature; in 2017 this will be considerably higher, at 75 percent.

Also, a larger group is willing to pay more tax for a better environment. Finally, almost half are worried about the

depletion of fossil resources (Van der Lelij, De Graaf and Visscher, 2016). This growing environmental awareness translates into views on sustainable energy. For example, three-quarters of the Dutch are positive about stimulating sustainable energy, only 2 percent are negative about it (Van der Lelij, Graaf and Visscher, 2016). Furthermore, a majority of the population believes that the development of renewable energy will make the Netherlands more independent from other countries and improve its competitive position (Van der Lelij, De Graaf and Visscher, 2016).

3.5 From sustainable to impact investing

The Schroders Global Investor Study 2017 shows that Dutch private investors are attaching increasing value to sustainable investment, a trend that can also be observed elsewhere in Europe and among investors worldwide among 22,000 investors in 30 countries.



Sustainable investment is increasingly important to investors, with 72% of Dutch respondents reporting that it has become more important to them than five years ago. It is striking that the concept of sustainable investment has long since passed the stage of excluding cluster bombs and landmines. When asked about the definition of SRI, a very significant proportion of Dutch investors opt for definitions such as investing in companies that are best in class in environmental, social or governance terms and investing in companies that are proactive and prepare their companies for climate change, for example, and therefore constitute good investments. The trend towards impact investing is clearly visible.

Source: iexprofs.nl

Almost three-quarters (72%) of Dutch investors are willing to sacrifice some return if an investment fund aims to have a positive impact on people, the environment and society, according to a survey of more than 1,100 Dutch people conducted by DirectResearch for ING and NN Investment Partners.

3.6 The environment of WindShareFund

The need for the energy transition is supported by a large and growing group of people, companies and governments. Considerable investments will be made in wind energy (in Germany) in the coming years, which will lead to financing requirements; IRENA has calculated that up to 2030 €14 billion of capital will be needed annually to invest in renewable energy in Germany. Consumers (in the Netherlands and worldwide) are showing increasing interest in impact investing. There is a market for and need for investment products with a direct contribution to the transition to renewable energy.

3.7 Net and gross wind energy additions on land in Germany

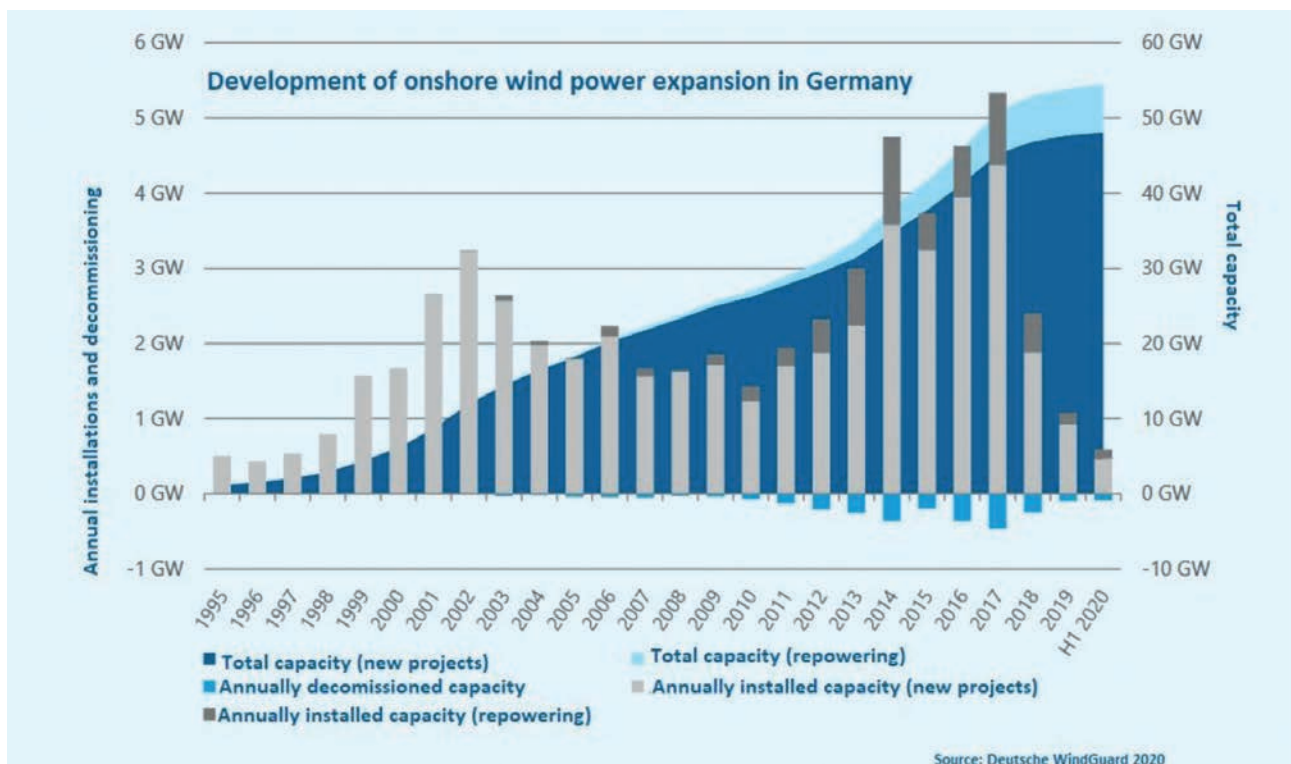
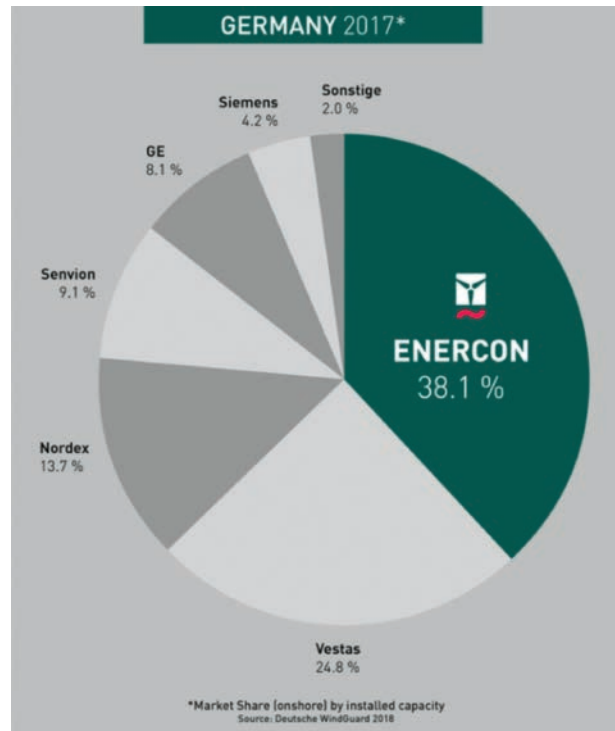
In the course of 2018, 743 wind turbine generators (WTG) were built in Germany. This corresponds to a gross addition of 2,402 MW. After several years of significant additions, this is a significant decrease. Compared to 2017, 55% less capacity has been installed. Taking into account the decommissioning of 205 WTG with a combined capacity of 249 MW, the resulting net additions for 2018 are 2,154 MW. The registered cumulative turbine portfolio subsequently increased to 29,213 WTG with a total capacity of 52,931 MW on 31 December 2018.

Source: Deutsche WindGuard

3.8 Wind turbine manufacturers in Germany

WindShareFund will only purchase wind turbines manufactured by ENERCON, General Electric, Nordex, Siemens or Vestas.

The largest producers have all been active in wind energy for a relatively long time. Below you will find the starting moments (in alphabetical order) by way of illustration.



4. STRATEGY

WindShareFund has defined a strategy for expansion in three phases.

PHASE 1 BECOME OPERATIONAL

In the first phase, an organization was set up that can raise funds, serve customers and select and purchase the right investment objects (wind turbines). With the successful realization of three funds and the associated assets in Germany, this phase has been completed at the time of this report.


PHASE 2 PROFESSIONALIZE ORGANIZATION AND INVESTMENT OFFER

In the past, WindShareFund could raise a maximum of 5 million euros per year in the Netherlands with an exempted investment fund. With a prospectus recently approved by the competent Luxembourg financial markets authority, the Commission de Surveillance du Secteur Financier (CSSF) that amount can be significantly increased. WindShareFund aims to collect at least 25 million euros.

PHASE 3 ROLL-OUT IN OTHER MARKETS

At the moment we work on the extension to the European market from a strong base in the Netherlands. Starting in Belgium (despite the current focus on the Dutch market, approximately 5% of our participants already reside in Belgium) and from there to France, Germany and Luxembourg. We approach these markets from one head office in the Netherlands.

The investment opportunities in Germany are so suitable that we have no reason to plan investments in wind turbines outside Germany.



5. BUSINESS MODEL

WindShareFund's business model is similar to other investment companies. The funds meet markets needs for a large and growing interest among private investors in impact investing. In the coming years, the need to expand the capacity of renewable energy and related financing needs in Germany will remain high. IRENA has estimated that €14 billion of capital will be required annually to invest in renewable energy in Germany until 2030.

6. CORPORATE GOVERNANCE

Corporate Governance is about management and control, about responsibility and influence, and about supervision and accountability. WindShareFund facilitates a solid and transparent system to regulate relationships between the board, the Advisory Board, the WindShareFund Foundation and participants.

WindShareFund bears responsibility for the mission, management and control of the company. For the time being WindShare-Fund is a company with less than 10 permanent employees who comply as much as possible with the Corporate Governance rules drawn up by WindShareFund.

The main points of the WindShareFund Corporate Governance are published on the website, including the Code of Conduct. The WindShareFund Code of Conduct can be found on the website under the heading "Investor relations".

The interests of our participants are represented by a ClimateBondHolders Foundation for each fund. The board consists of a representative from the ClimateBondHolders, a representative from WindShareFund and an independent third party director.

WindShareFund I B.V. (Arnhem, the Netherlands)

ANNUAL REPORT

31 DECEMBER 2020



TABLE OF CONTENTS

1. Financial statements

1.1	Balance sheet as of 31 December 2020	10
1.2	Profit and loss account 2020	11
1.3	Notes to the financial statements	11
1.4	Notes to the balance sheet	13
1.5	Notes to the profit and loss account	17

2. Other information

2.1	Legal exemption	18
2.2	Statutory rules concerning appropriation of result	18
2.3	Appropriation of result for the financial year 2019	18

1.1 BALANCE SHEET AS OF 31 DECEMBER 2020 (before result appropriation)

Assets		31-12-20	31-12-19
		€	€
Fixed assets			
<i>Financial fixed assets</i>	Note 1 (see paragraph 1.4)		
Participation in group company		29,600	1
		29,600	1
Current assets			
<i>Receivables</i>	Note 2 (see paragraph 1.4)		
Receivables from group company		136,000	136,000
Receivables from shareholder		-	49,695
Taxes		291	291
Accrued income		20,000	10,000
		156,291	195,986
<i>Cash at bank and in hand</i>		389	538
Total assets		186,280	196,525

Liabilities		31-12-20	31-12-19
		€	€
Shareholder's equity	Note 3 (see paragraph 1.4)		
Issued share capital		100,000	100,000
Accumulated results		(2,445,372)	(2,351,237)
Result financial year		(122,867)	(123,734)
		(2,468,239)	(2,374,971)
Non-current liabilities	Note 4 (see paragraph 1.4)		
Bonds		2,500,000	2,500,000
Prepaid income		56,239	59,996
		2,556,239	2,559,996
Current liabilities	Note 5 (see paragraph 1.4)		
Debts to participants and companies		76,780	-
Accrued liabilities		21,500	11,500
		98,280	11,500
Total liabilities		186,280	196,525

1.2 PROFIT AND LOSS ACCOUNT 2020

		2020	2019
		€	€
Net turnover			
Net turnover	Note 6 (see paragraph 1.4)	10,000	10,000
Release prepaid income	Note 7 (see paragraph 1.4)	3,757	14,989
Gross operating result		13,757	24,989
General costs	Note 8 (see paragraph 1.4)	11,500	23,586
Total operating costs		11,500	23,586
Operating result		2,257	1,403
Interest and similar expenditure	Note 9 (see paragraph 1.4)	(125,124)	(125,136)
Total financial income and expenditure		(125,124)	(125,136)
Result before taxation		(122,867)	(123,733)
Taxation		-	-
Result after taxation		(122,867)	(123,733)

1.3 NOTES TO THE FINANCIAL STATEMENTS

GENERAL NOTES

Activities

WindShareFund I B.V. (the 'Company') was incorporated on 1 April 2015. The Company has its statutory seat in Arnhem, the Netherlands and its registered office at Mariëndaal 8, Oosterbeek. The sole shareholder of the Company is WindShareFund N.V., Oosterbeek, the Netherlands.

The actual activities are carried out at Mariëndaal 8, Oosterbeek.

Going concern

The current equity of the Company shows a negative net equity due to the initial start-up costs of the Company and impairment of its investment in its German subsidiary. The accounts have been drawn up on a going concern basis, since the investment in the Company's participation is expected to generate positive cash flow, income and an expected positive result on the sale of the Company's subsidiary in due course. In addition, the shareholder has issued a letter of support for a period of at least 12 months after the date of these financial statements. These measures combined, should enable the Company to operate on a going concern basis.

Legal form and registration number at the chamber of commerce

WindShareFund I B.V., a limited liability company, has been registered at the Chamber of Commerce under file number 63029138.

Group relationships

Consolidated accounts have not been prepared as permitted by Article 407, Part 9, Book 2 of the Dutch Civil Code.

Estimates

In applying the principles and policies for drawing up the financial statements, the management of the Company makes different estimates and judgments that may be essential to the amounts disclosed in the financial statements. If it is necessary in order to provide the transparency required under art. 362, sub 1, book 2 of the Dutch Civil Code the nature of these estimates and judgments, including related assumptions, is disclosed in the Notes to the relevant financial statement item.

GENERAL ACCOUNTING POLICIES

General

The financial statements are drawn up in accordance with the provisions of Title 9, Book 2 of the Dutch Civil Code and the firm pronouncements in the Dutch Accounting Standards applicable to small legal entities, as published by the Dutch Accounting Standards Board ('Raad voor de Jaarverslaggeving').

Assets and liabilities are generally valued at historical cost, production cost or at fair value at the time of acquisition. If no specific valuation principle has been stated, valuation is at historical cost.

Comparison with previous year

The valuation principles and method of determining the result are the same as in the previous year.

ACCOUNTING POLICIES APPLIED TO THE VALUATION OF ASSETS AND LIABILITIES

Financial fixed assets

Participations

Participations, over which significant influence can be exercised, are valued according to the net asset value method. In the event that 20% or more of the voting rights can be exercised, it may be assumed that there is significant influence. The net asset value is calculated in accordance with the accounting principles that apply for these financial statements; with regard to participations in which insufficient data is available for adopting these principles, the valuation principles of the respective participation are applied. If the valuation of a participation, based on the net asset value, is negative, it will be stated at € 1. If and insofar as the company can be held fully or partially liable for the debts of the associate, or has the firm intention of enabling the participation to settle its debts, a provision is recognised for this. Newly acquired associates are initially recognised on the basis of the fair value of their identifiable assets and liabilities at the acquisition date. For subsequent valuations, the principles that apply for these financial statements are used, with the values upon their initial recognition as the basis. The amount by which the carrying amount of the group company has changed since the previous financial statements as a result of the net result achieved by the associate is recognised in the income statement.

Accounts receivable

Receivables are initially valued at the fair value of the consideration to be received, including transaction costs if material. Receivables are subsequently valued at the amortised cost price. Provisions for bad debts are deducted from the carrying amount of the receivable.

Cash at banks and in hand

Cash at banks and in hand represent cash in hand, bank balances and deposits with terms of less than twelve months. Overdrafts at banks are recognised as part of debts to lending institutions under current liabilities. Cash at banks and in hand is carried at nominal value.

Non-current liabilities (Long-term debts)

On initial recognition long-term debts are recognised at fair value, unless stated otherwise. Transaction costs which can be directly attributed to the acquisition of the long-term debts are included in the initial recognition. After initial recognition long-term debts are recognised at the amortised cost price, being the amount received taking into account premiums or discounts and minus transaction costs.

The difference between stated book value and the mature redemption value is accounted for as interest cost in the income statement on the basis of the effective interest rate during the estimated term of the long-term debts.

Current liabilities

On initial recognition current liabilities are recognised at fair value. After initial recognition current liabilities are recognised at the amortised cost price, being the amount received, taking into account premiums or discounts, less transaction costs. This usually is the nominal value.

PRINCIPLES FOR THE DETERMINATION OF THE RESULT

General

The result is the difference between the realisable value of the services provided and the costs and other charges during the year. The results on transactions are recognised in the year in which they are realised.

Profit or loss is determined taking into account the recognition of unrealised changes in fair value of investment property, securities included in current assets and derivative financial instruments not designated as hedging instruments.

REVENUE RECOGNITION

General

Net turnover comprises the income from the supply of services.

Costs

Costs are determined on a historical basis and are attributed to the reporting year to which they relate.

Financial income and expense

Interest income and interest expenses

Interest income and expenses are recognised on a pro rata basis, taking account of the effective interest rate of the assets and liabilities to which they relate. In accounting for interest expenses, the recognised transaction expenses for loans received are taken into consideration.

Income tax

Corporation tax is calculated at the applicable tax rates based on the result before taxation shown in the Profit and loss account and taking into account tax allowances and tax adjustments. Deferred tax assets arising from tax loss carry forwards are only recognised if recovery is reasonably certain.

Result from participations (valued at net asset value)

The result is the amount by which the carrying amount of the participation has changed since the previous financial statements as a result of the earnings achieved by the participation to the extent that this can be attributed to the company.

1.4 NOTES TO THE BALANCE SHEET

ASSETS | FIXED ASSETS | NOTE 1: FINANCIAL FIXED ASSETS

Participation in group company				
PARTICIPATION IN GROUP COMPANY IS AS FOLLOWS:				
Name	Place of business	Share in capital	Equity last annual accounts	Result last annual accounts
		%	€	€
Energiequelle GmbH & Co, Gau Heppenheim KG	Minden, Germany	100	29,600	(72,789)

Participation in group company	31-12-2020	31-12-2019
	€	€
Energiequelle GmbH & Co, Gau Heppenheim KG	29,600	1

Energiequelle GmbH & Co, Gau Heppenheim KG		
Value as of 1 January 2020	1	1
Accumulated provision as of 1 January 2020	-	-
Net asset value as of 1 January 2020	1	1
Other movements	29,599	-
Share in result	-	-
	29,600	1
Value as of 31 December	29,600	1

ASSETS | CURRENT ASSETS | **NOTE 2: RECEIVABLES**

Receivables from group companies	31-12-2020	31-12-2019
	€	€
Current account Energiequelle GmbH & Co. Gau Heppenheim KG	136,000	136,000

Taxes	31-12-2020	31-12-2019
	€	€
Value added tax	291	291

Accrued income	31-12-2020	31-12-2019
	€	€
Accrued management fee	20,000	10,000

LIABILITIES | **NOTE 3: SHAREHOLDER'S EQUITY**

Issued share capital	2020	2019
	€	€
Value as of 1 January	100,000	100,000
Value as of 31 December	100,000	100,000

The authorised share capital amounts to € 100,000, divided into 1,000 shares with a face value of € 100. The issued share capital amounts to € 100,000.

Accumulated results	2020	2019
	€	€
Value as of 1 January	(2,351,237)	(2,224,077)
Result prior period	(94,135)	(127,160)
Value as of 31 December	(2,445,372)	(2,351,237)

Proposed appropriation of result for the financial year 2020

The board of directors proposes to the general meeting that the result for the 2020 financial year, amounting to € -122,867, should be transferred fully to the Accumulated Results and that no dividend should be paid.

The retained part of the result for the year 2020 is € 0.

LIABILITIES | NOTE 4: NON-CURRENT LIABILITIES

Bonds	2020	2019
	€	€
Issued WindShareFund ClimateBonds	2,500,000	2,500,000

Issued WindShareFund ClimateBonds	2020	2019
	€	€
Principal amount	2,500,000	2,500,000
Value as of 31 December	2,500,000	2,562,899

During 2016, the Company issued 4,999 WindShareFund ClimateBonds with a nominal value of € 500 per bond, totalling a nominal amount of € 2,499,500. A bond of € 499.99 was issued to the initiator of this investment fund. The interest on the bonds amounts to 5%, fixed for the period of the bond loan, which runs until 1 October 2035. The Company may (partially) repay the bonds over the course of the 20 years or fully repay when the investment in its participation is sold, or at the end of the term in 2035.

The interest percentage remains unchanged over the period of the loan. Since management believes that the interest percentage is in conformity with that of comparable bonds, no premium or discount calculations on the value of the bond loan were taken into account.

As a security for these bonds a right of mortgage has been set on the wind turbine, owned by the Company's participation, in rank immediately after the right of mortgage for the bank loan as issued to the Company's participation. The right of mortgage is issued by Stichting WindShareFund I ClimateBondHolders.

Prepaid income	31-12-2020	31-12-2019
	€	€
Emission costs on ClimateBonds	56,239	59,996

Emission costs on ClimateBonds	2020	2019
	€	€
Value as of 1 January	59,996	-
Emission costs	-	74,985
Release emission costs to income	(3,757)	(14,989)
Value as of 31 December	56,239	59,996

With the subscription on ClimateBonds, bond holders paid an additional amount of € 74,985. This amount represents the emission costs that were calculated (3% of the total ClimateBonds). The amount for the emission costs is released over the period of the ClimateBonds to the Company's income. The amount of €18,746 reflects this release from the beginning of the ClimateBonds till 31 December 2020.

LIABILITIES | NOTE 5: CURRENT LIABILITIES

Payables to shareholder	31-12-2020	31-12-2019
	€	€
Payables to shareholder	76,780	-

The current account bears no interest. No specific repayment conditions have been agreed.

Accrued liabilities	31-12-2020	31-12-2019
	€	€
Accrued management fee	20,000	10,000
Accrued accounting costs	1,500	1,500
	21,500	11,500

1.5 NOTES TO THE PROFIT AND LOSS ACCOUNT

NOTE 6: NET TURNOVER

Net turnover	2020	2019
	€	€
Management fees	10,000	10,000

NOTE 7: RELEASE PREPAID INCOME

Release prepaid income	2020	2019
	€	€
Release emission costs	3,757	14,989

NOTE 8: GENERAL EXPENSES

General expenses	2020	2019
	€	€
Accounting expenses	1,500	1,500
Discount emission costs	-	12,086
Management fees	10,000	10,000
	11,500	23,586

FINANCIAL INCOME AND EXPENDITURE | NOTE 9: INTEREST AND SIMILAR EXPENDITURE

Interest and similar expenditure	2020	2019
	€	€
Interest expense on issued bonds	124,975	124,975
Bank charges	149	161
	125,124	125,136

Oosterbeek,
WindShareFund I B.V.

WindShareFund N.V.

2. OTHER INFORMATION

2.1 LEGAL EXEMPTION

The company has made use of the possibility of audit exemption under Article 396 (7), Book 2 of the Dutch Civil Code.

2.2 STATUTORY RULES CONCERNING APPROPRIATION OF RESULT

In accordance with article 11 of the Articles of Association the result for the year is at the disposal of the General Meeting of Shareholders. Dutch law stipulates that distributions may only be made to the extent the Company's equity is in excess of the reserves it is required to maintain

by law and its Articles of Association. Moreover, no distributions may be made if the Management Board is of the opinion that, by such distribution, the Company will not be able to fulfil its financial obligations in the foreseeable future. In addition, based on the conditions of the bond loan, the Company cannot distribute dividends during the period in which it has not yet fully repaid its bond loan.

2.3 APPROPRIATION OF RESULT FOR THE FINANCIAL YEAR 2019

The annual accounts for 2019 were adopted at the general meeting. The general meeting determined the appropriation of the result in accordance with the motion tabled for that purpose.

Date report: 11 June 2021